

Students at MSU in Fall 2006 *Where Do They Live?*

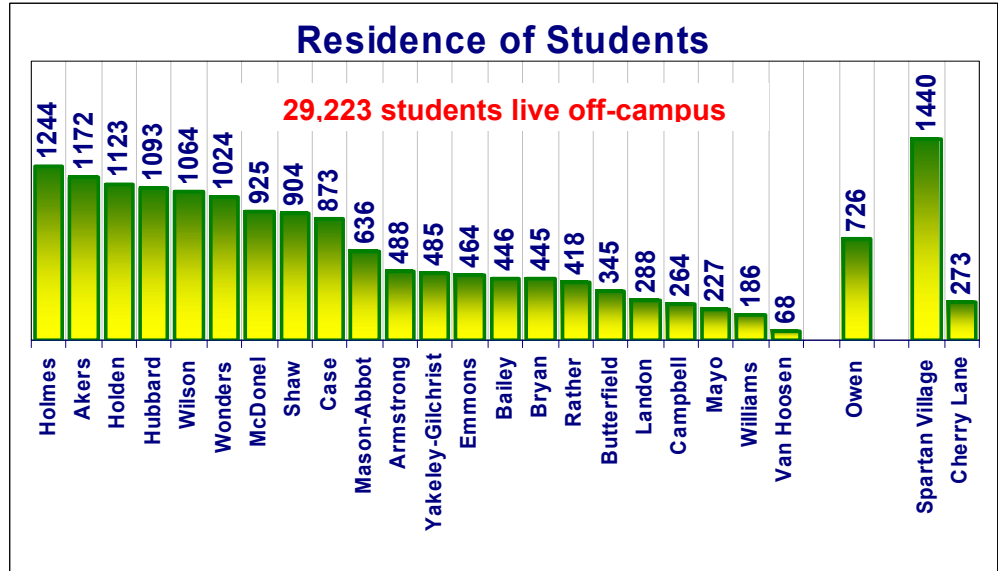
MSU Class Level

Freshman	9285	20%
(First-Time Freshmen=7497)		
Sophomores	7940	17%
Juniors	8633	19%
Seniors	9410	21%
Masters	3486	8%
Doctoral	2329	5%
Other	4761	10%
Total	45844	100%

There are almost 46,000 registered students at MSU this fall. One-third (15,000) live in halls; 4% (1700) live in University Apartments; and 64% (29,000) live off-campus.

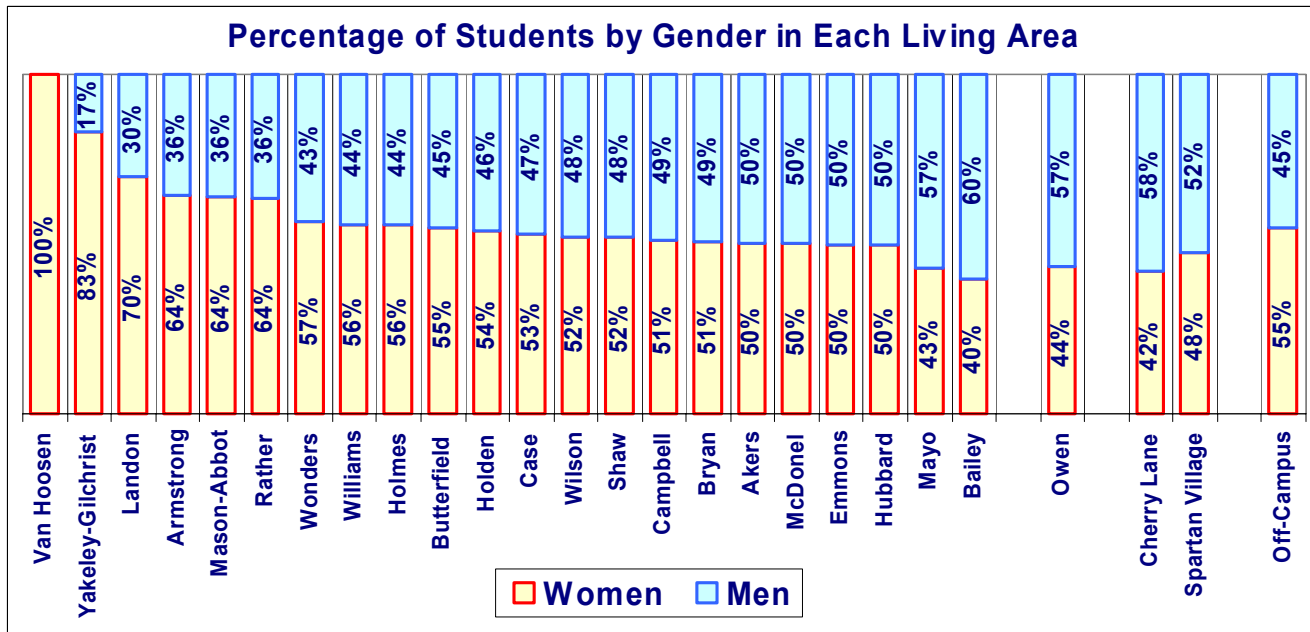
On-campus living options

range from the smallest apartment-style residence hall (Van Hoosen with 67 residents) which houses only women, to the largest halls, such as Holmes, Akers, Holden, Hubbard and Wonders which are home to over 1000 students.



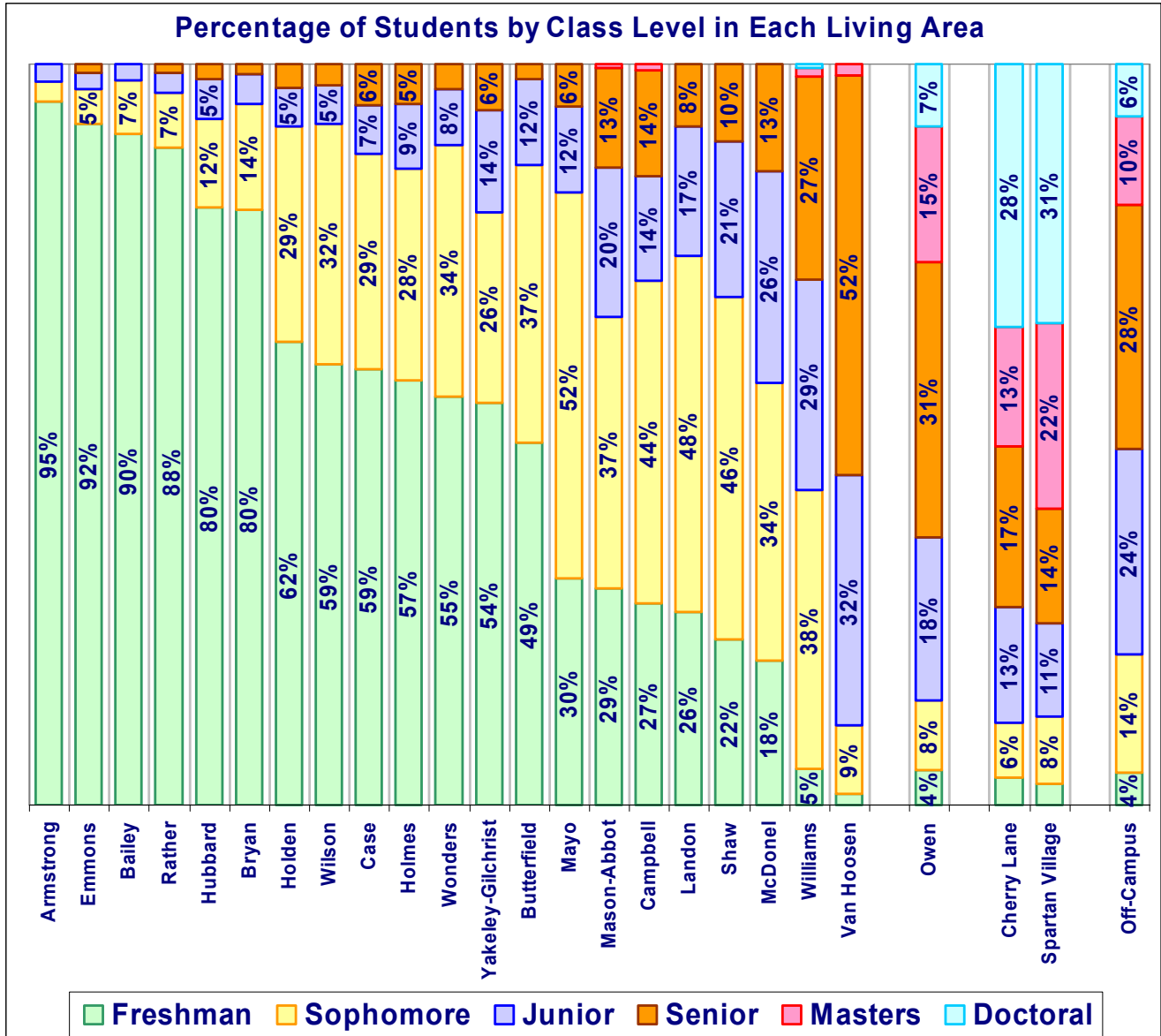
Residence and Gender

Women outnumber men at MSU, 54% to 46%. Generally, these gender differences are reflected in campus living environments. Only women are assigned to Van Hoosen and Yakeley, in the Yakeley-Gilchrist complex.



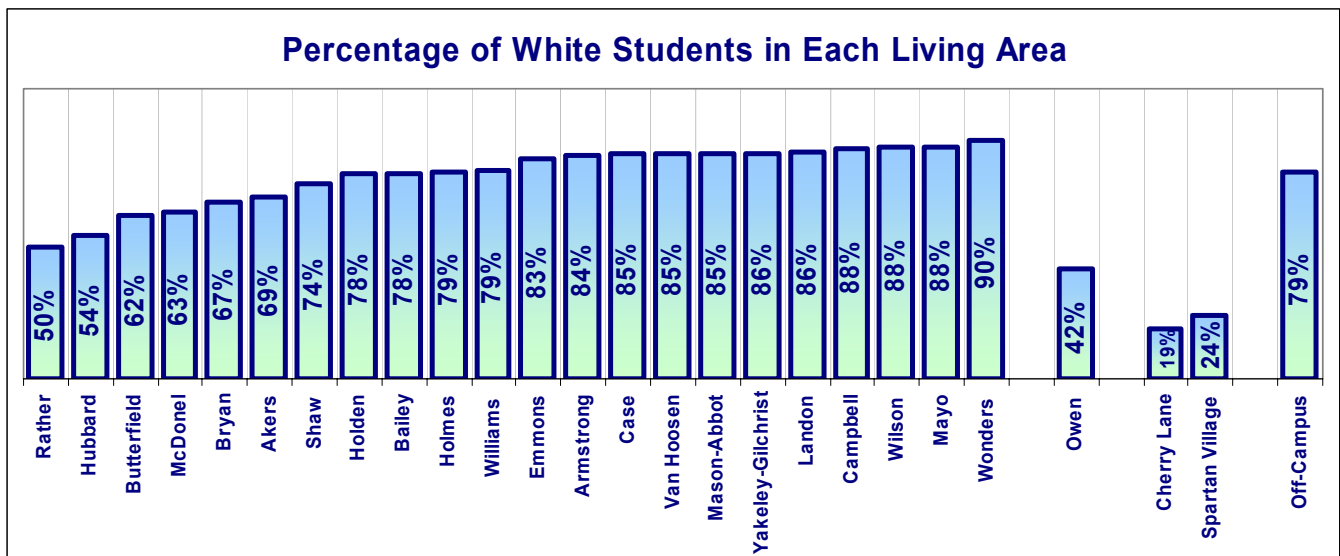
Residence and Class Level

No living areas are designated for a particular class level, however transfer students are generally assigned to McDonel Hall (288 new transfer students in Fall 2006); students over 21 are eligible to live in Owen; and halls closest to academic buildings are often selected by returning students. This results in campus living areas having distinctly different populations.



Residence and Racial/Ethnic Background

Students are not assigned to their on-campus living area by race/ethnicity. Returning students have the opportunity to choose their living area for the following year. New students can request a residence hall assignment. If they are part of Living-Learning program or choose a life-style option, they can be assigned to the buildings housing those programs. Otherwise students are randomly assigned. Students of color (and international students) comprise 25% of the student population, and white students comprise 75% of all MSU students.



International Students and First-Time Transfer Students

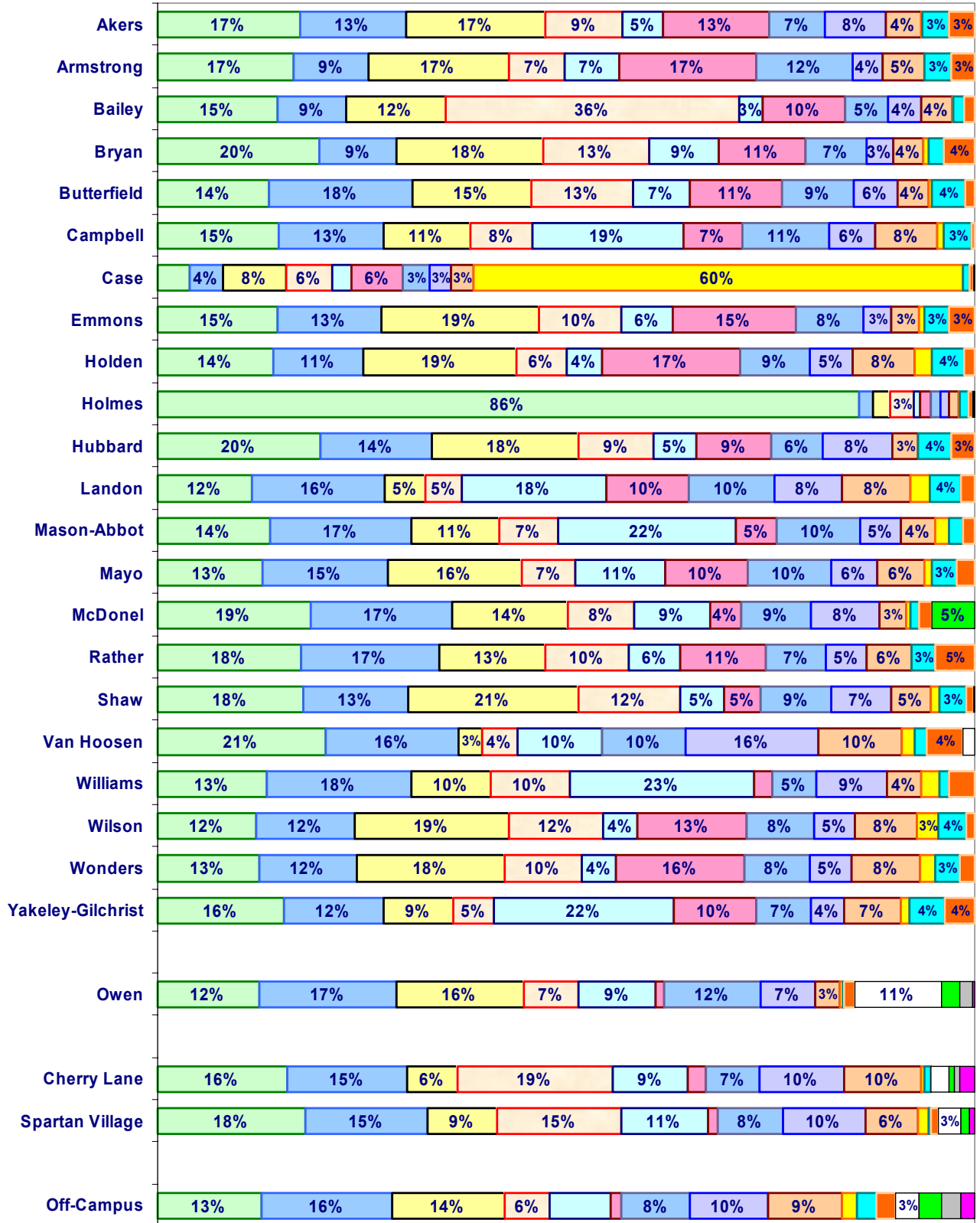
Almost 3400 international students are enrolled at MSU. Most live off-campus, in University Apartments (Spartan Village and Cherry Lane), or in Owen Graduate Center. McDonel Hall houses two special Living Learning Programs, La Casa, and the International Culture and Language Residence. In addition, special international student programs are in McDonel, bringing international students into the hall for various short term programs. Twenty percent of all new transfer students at MSU call McDonel Hall home.

International Students				First-Time Transfer Students			
	#		#		#		#
McDonel	169	Van Hoosen	3	McDonel	290	Armstrong	4
Hubbard	61	Butterfield	3	Akers	29	Bailey	4
Bryan	49	Armstrong	3	Shaw	25	Landon	3
Akers	45	Emmons	3	Holden	21	Van Hoosen	2
Rather	43	Campbell	1	Wilson	20	Bryan	1
Shaw	28	Mayo	1	Williams	18	Emmons	1
Bailey	13	Landon	1	Mason-Abbot	16	Rather	1
Mason-Abbot	12			Wonders	16		
Wonders	12	Owen	227	Hubbard	12	Owen	33
Holden	12			Butterfield	11		
Holmes	11	Cherry Lane	153	Case	9	Cherry Lane	5
Case	10	Spartan Village	749	Campbell	8	Spartan Village	18
Williams	9			Yakeley-Gilchrist	7		
Wilson	9	Off-Campus	1757	Holmes	7	Off-Campus	888
Yakeley-Gilchrist	6	TOTAL	3390	Mayo	6	TOTAL	1455

Residence and Academic College

Residence of students is impacted by their participation in Living-Learning programs. Holmes Hall houses the Lyman Briggs Living-Learning program, which is reflected in the large percentage (86%) of students in Natural Science. The same is true for Case Hall, which houses the James Madison College program and has 60% of its' residents enrolled in JMC. Mason-Abbot houses the ROIAL, a Living-Learning program for students interested in the arts, music and literature. Twenty-two percent of Mason-Abbot residents are enrolled in Arts and Letters. Other residence hall populations are affected by such programs as the College of Business's Broad Living-Learning program for first year students, in Shaw Hall; the ROSES program for pre-Engineering students in Bailey Hall and the RISE program in Hubbard Hall for students generally in the College of Natural Science and interested in environmental issues.

Percentage of Students by College in Each Living Area



■ Natural Science 16%, N=7097
 ■ Social Science 15%, N=6709
 ■ Business 14%, N=6286
■ Engineering 7%, N=3243
 ■ Arts & Letters 7%, N=3394
 ■ UUD/No Pref 4%, N=1808
■ Comm. Arts 8%, N=3701
 ■ Ag and Nat. Resources 8%, N=3777
 ■ Education 8%, N=3470
■ James Madison 8%, N=1223
 ■ Nursing 2%, N=1096
 ■ Vet Med 2%, N=953
■ MSU Law 2%, 967
 ■ Lifelong 2%, N=864
 ■ Osteo. Med 2%, N=706
■ Human Med. 2%, N=953