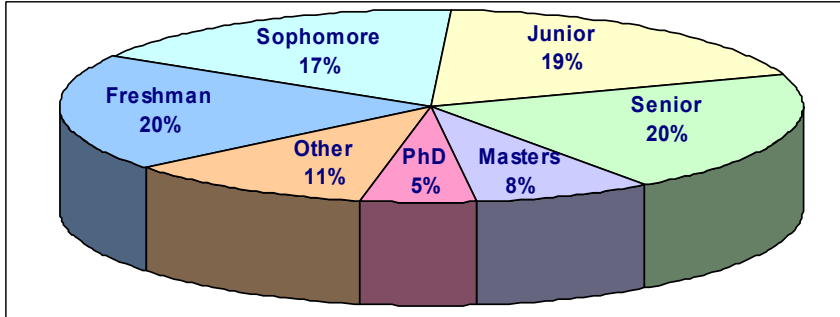


At the mid-semester point of Fall 2005 over 46,000 students called MSU their academic home.

MSU – All Students

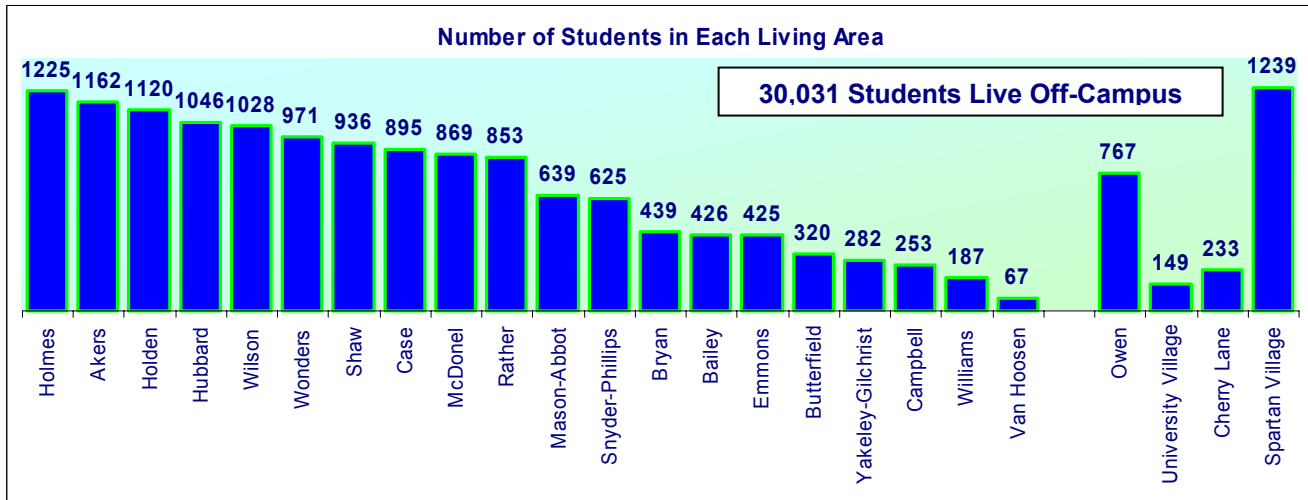


MSU - Class Level

Class Level	Count	Percentage
Freshman	9,098	20%
Sophomore	7,955	17%
Junior	8,736	19%
Senior	9,467	21%
Masters	3,596	8%
Doctoral	2,336	5%
Other	4,999	11%

The following charts and tables reflect some of the unique differences among living areas.

Residence Halls	Owen Graduate Center	University Apartments	Off-Campus
13,768	767	1,621	30,031



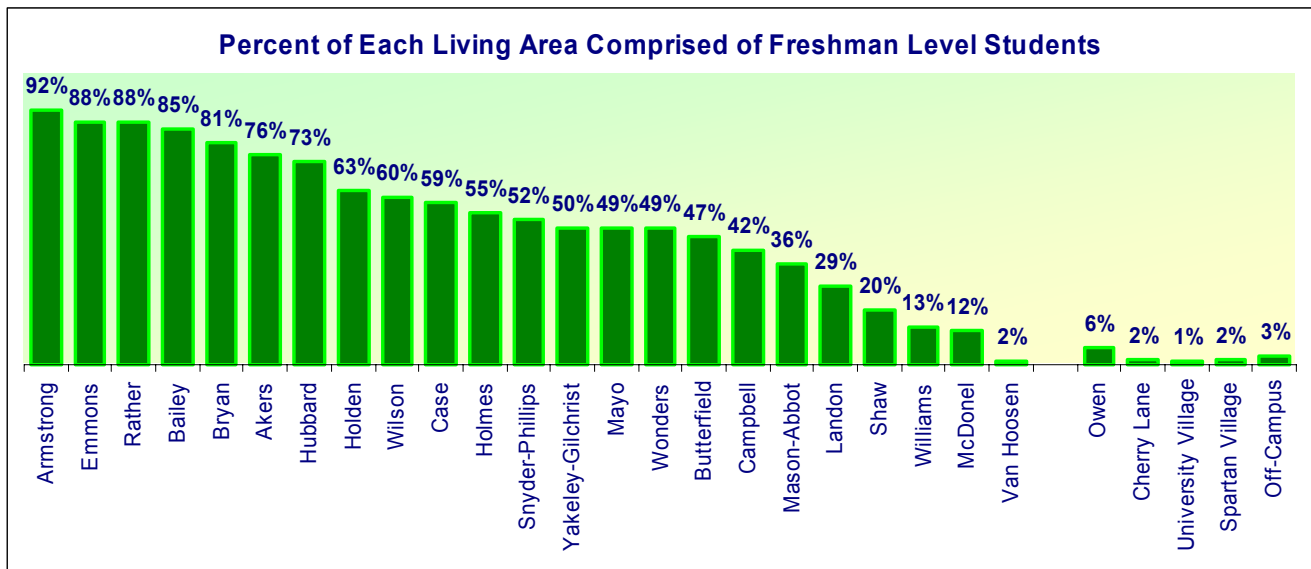
Number and Percentage of Students at Each Class Level in That Unit

Living Area	Freshman		Sophomore		Junior		Senior		Masters- Doctoral & Other		# Students in Unit
	Count	Percentage	Count	Percentage	Count	Percentage	Count	Percentage	Count	Percentage	
UNDERGRADUATE RESIDENCE HALLS											
Akers	880	76%	199	17%	52	5%	27	2%	4	<1%	1,162
Armstrong	407	92%	23	5%	4	1%	7	2%	1	<1%	442
Bailey	363	85%	38	9%	18	4%	6	1%	1	<1%	426
Bryan	354	81%	60	14%	13	3%	9	2%	3	<1%	439
Butterfield	149	47%	132	41%	20	6%	17	5%	2	<1%	320
Campbell	105	42%	72	29%	53	21%	22	9%	1	<1%	253
Case	524	59%	228	26%	99	11%	39	4%	5	<1%	895
Emmons	374	88%	33	8%	9	2%	8	2%	1	<1%	425
Holden	706	63%	303	27%	75	7%	32	3%	4	<1%	1,120
Holmes	670	55%	352	29%	141	12%	59	5%	3	<1%	1,225
Hubbard	768	73%	192	18%	57	5%	23	2%	6	<1%	1,046
Landon	81	29%	125	44%	47	17%	28	10%	1	<1%	282
Mason-Abbot	231	36%	236	37%	106	17%	62	10%	4	<1%	639
Mayo	106	49%	78	36%	24	11%	6	3%	1	<1%	215
McDonel	106	12%	291	34%	220	25%	137	16%	115	<1%	869
Rather	360	88%	33	8%	10	2%	6	2%	2	<1%	411

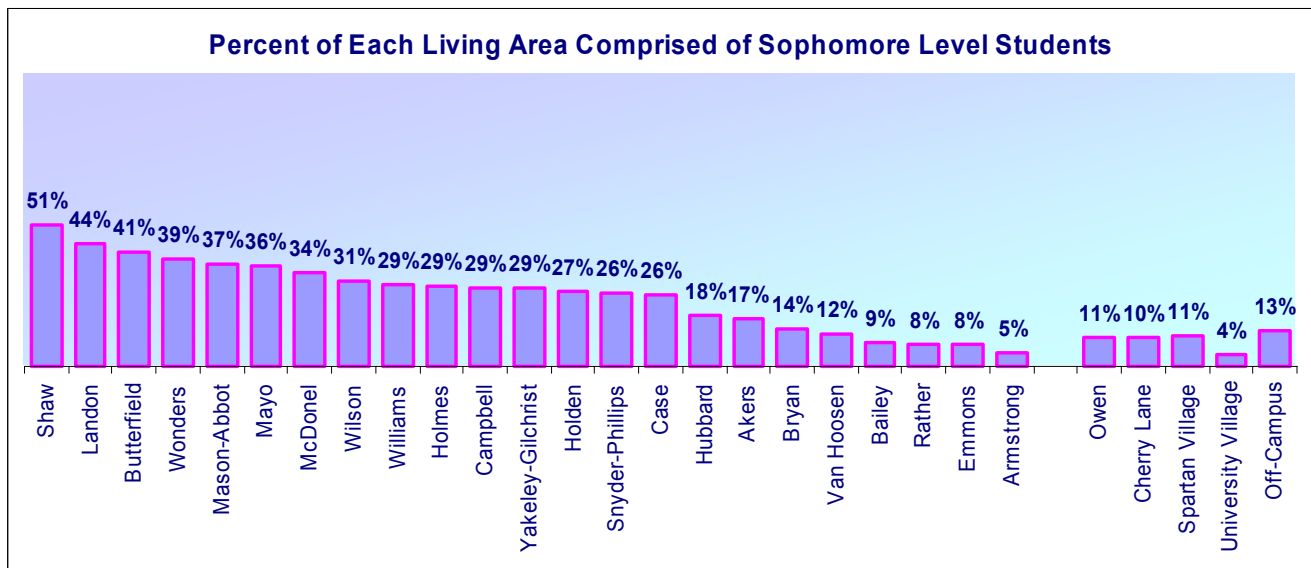
*Unofficial University Information

	Freshman	Sophomore	Junior	Senior	Masters- Doctoral & Other	# Students in Unit
UNDERGRADUATE RESIDENCE HALLS						
Shaw	183 20%	475 51%	192 21%	81 9%	5 <1%	936
Snyder-Phillips	327 52%	165 26%	79 13%	51 8%	3 <1%	625
Van Hoosen	1 2%	8 12%	30 45%	25 37%	3 <1%	67
Williams	25 13%	55 29%	47 25%	54 29%	6 <1%	187
Wilson	621 60%	319 31%	63 6%	22 2%	3 <1%	1,028
Wonders	478 49%	375 39%	82 8%	32 3%	4 <1%	971
Yakeley-Gilchrist	235 50%	135 29%	71 15%	30 6%	2 <1%	473
OWEN GRADUATE CENTER						
Owen	46 6%	82 11%	101 13%	233 30%	305 40%	767
UNIVERSITY APARTMENTS						
Cherry Lane	5 2%	24 10%	34 15%	28 12%	142 61%	233
University Village	2 1%	6 4%	16 11%	20 13%	105 71%	149
Spartan Village	24 2%	137 11%	141 11%	207 17%	730 59%	1,239
OFF-CAMPUS						
Off-Campus	967 3%	3,779 13%	6,932 24%	8,196 28%	9,469 32%	29,343
Total	9,098 20%	7,955 17%	8,736 19%	9,467 21%	10,931 24%	46,187

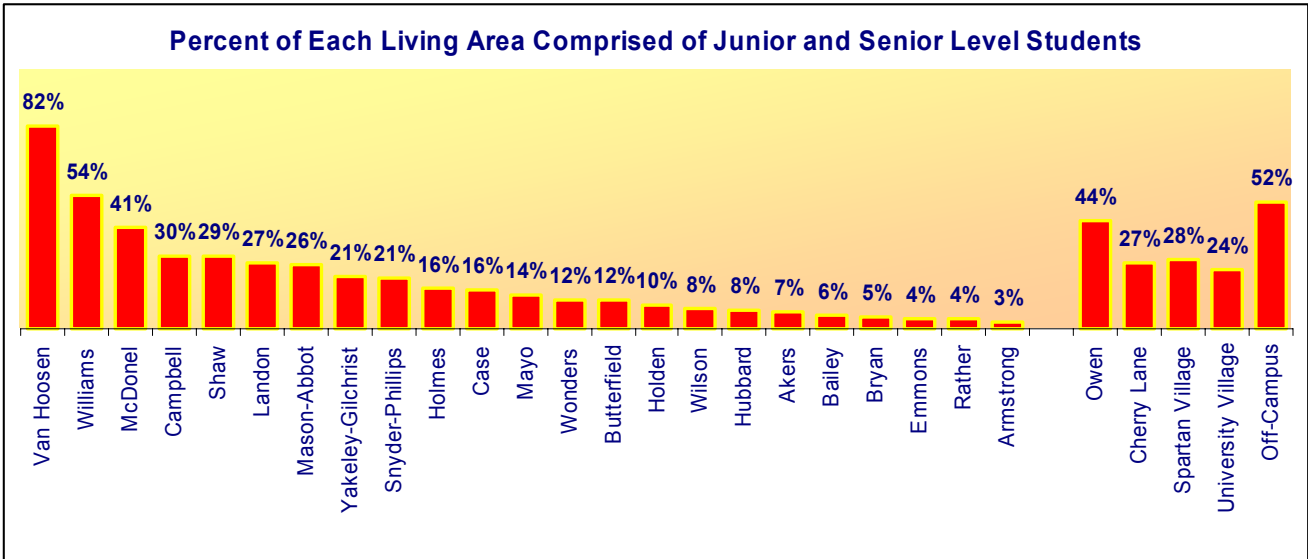
Freshmen Students



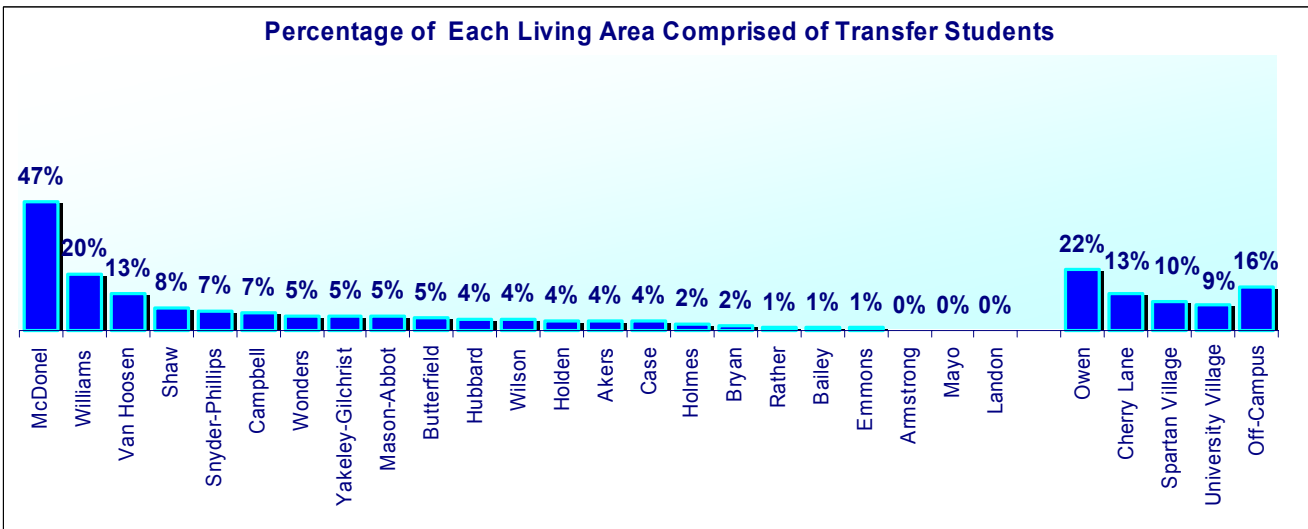
Sophomore Students



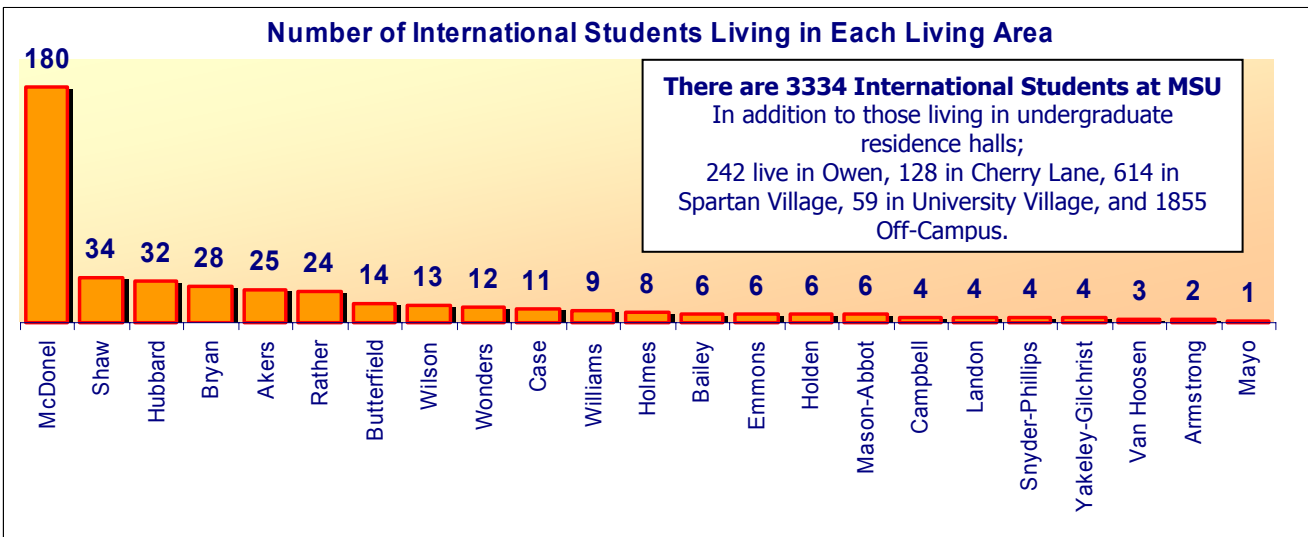
Upper-Class Students



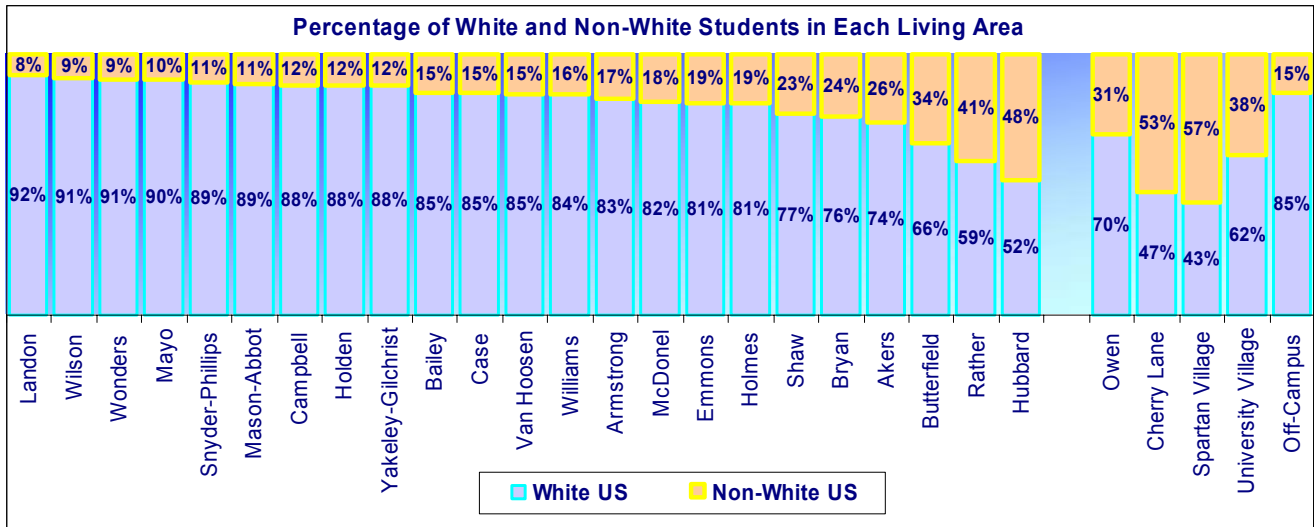
Transfer Students



International Students



White and Non-White Students



Number of Students in Each Living Area from Each College

For each unit, the colleges with the largest number of students in that unit are highlighted.	UNDERGRADUATE RESIDENCE HALLS																
	UUD	Ag & Nat. Res.	Arts & Let.	Business	Comm. Arts	Education	Engineering	Human Ecology	Human Med.	James Mad.	Lifelong	MSU Law	Natural Science	Nursing	Osteo. Med.	Soc. Science	Vet Med.
Akers	203	104	54	196	72	52	108	7	0	2	1	0	175	33	0	122	33
Armstrong	74	29	30	86	34	23	25	2	0	1	0	0	51	18	0	50	19
Bailey	49	25	18	61	21	15	133	2	0	1	0	0	54	9	0	25	13
Bryan	46	27	26	64	29	17	59	1	0	1	1	0	85	9	0	59	15
Butterfield	30	16	17	57	29	19	31	2	0	2	0	0	40	17	0	54	6
Campbell	29	12	43	32	24	8	18	4	0	3	0	0	41	5	0	29	5
Case	65	11	23	79	39	27	33	4	0	506	1	0	43	10	0	51	3
Emmons	69	19	17	83	33	24	43	5	0	4	0	0	54	16	0	50	8
Holden	164	58	43	214	100	83	104	7	0	7	0	0	157	32	0	139	12
Holmes	22	32	10	53	23	23	38	4	0	1	0	0	962	12	0	41	4
Hubbard	83	70	52	179	84	55	112	11	0	1	2	0	202	36	0	136	23
Landon	30	19	65	22	20	21	14	4	0	7	0	0	33	7	0	36	4
Mason-Abbot	35	34	150	62	51	38	44	13	0	5	1	0	85	15	0	99	7
Mayo	29	12	34	32	22	12	13	0	0	1	0	0	22	6	0	27	5
McDonel	30	85	105	118	50	28	70	6	0	9	66	0	144	16	0	128	14
Rather	57	17	30	58	31	31	46	2	0	5	0	0	58	11	0	61	4
Shaw	54	56	45	160	92	54	137	8	0	14	0	0	159	21	1	115	20
Snyder-Phillips	53	47	72	91	50	28	56	4	0	4	0	0	105	10	0	93	12
Van Hoosen	0	9	4	1	8	6	2	1	0	1	1	1	15	5	0	12	1
Williams	7	23	37	12	16	7	13	2	0	4	3	0	30	2	0	27	4
Wilson	165	51	42	217	100	73	110	10	0	12	0	0	114	29	0	90	15
Wonders	131	45	45	183	93	90	72	12	0	35	0	0	118	33	0	101	13
Yakeley-Gilchrist	42	20	108	46	47	33	34	5	0	5	0	0	58	10	0	52	13
OWEN GRADUATE CENTER																	
Owen	9	61	69	125	65	23	63	10	3	6	26	96	100	3	4	91	13
UNIVERSITY APARTMENTS																	
Cherry Lane	7	27	22	19	18	22	36	5	3	1	5	9	30	1	3	25	0
Spartan Village	13	106	128	117	86	82	169	24	11	22	27	27	225	6	3	181	12
University Village	4	15	22	14	13	8	18	2	4	0	2	12	22	0	2	9	2
OFF-CAMPUS																	
Off-Campus	436	2868	2078	3946	2590	2194	1760	612	501	504	1353	936	3465	591	608	4221	654
TOTAL	1936	3898	3389	6327	3840	3096	3361	769	522	1164	1489	1081	6647	963	621	6124	934