



VOLUME 5 NUMBER 3
Nancy Q. Lange, Ph.D.

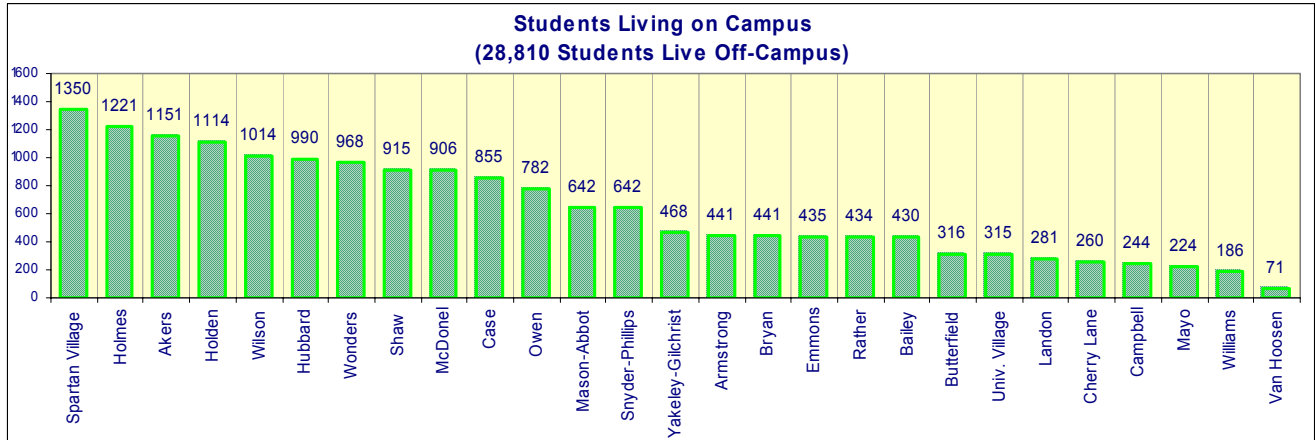
DEPARTMENT OF RESIDENCE LIFE
Where in the MSU WORLD Are...?
Demographics of On-Campus Housing and
Apartments*



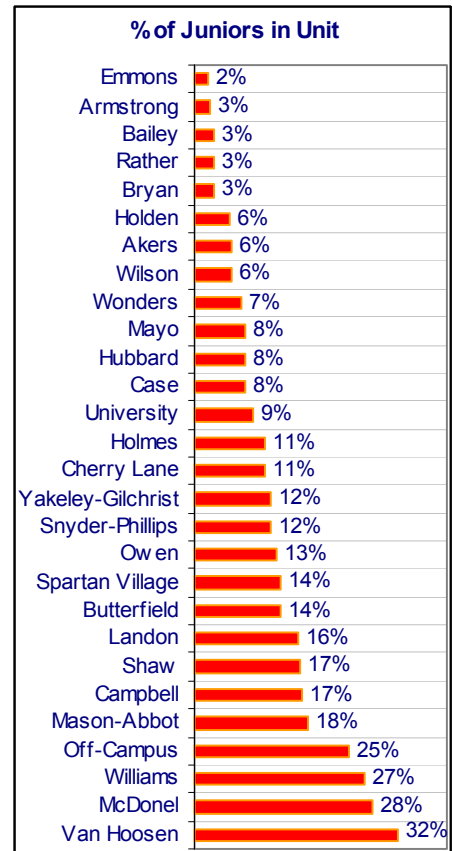
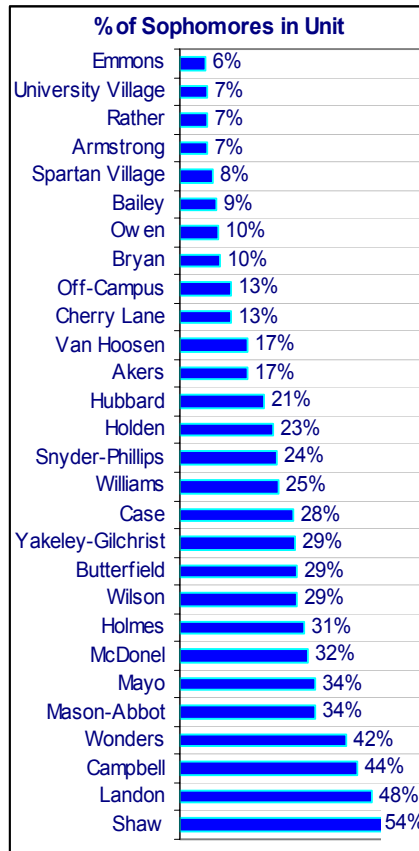
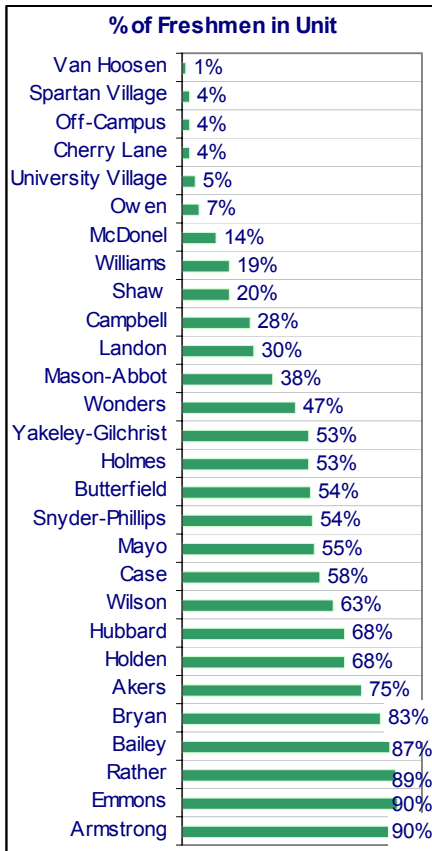
At the beginning of Fall Semester 2004 over 45,000 students called MSU their academic home.

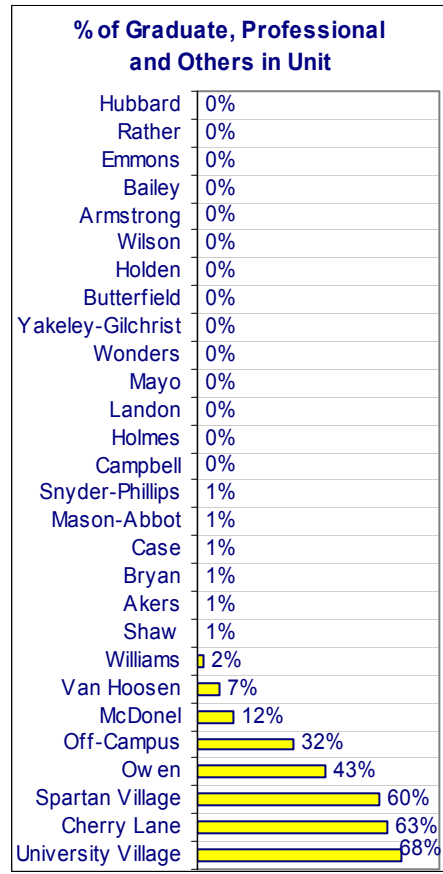
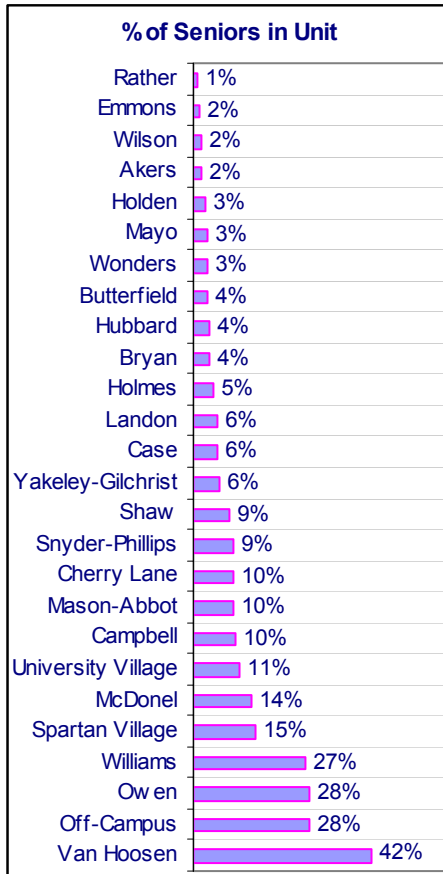
LIVING LOCATION

Residence Halls (Halls) 13,894	Owen Graduate Center (Owen) 782	University Apartments (UA) 1925	Off-Campus 28,810
--	---	---	-----------------------------



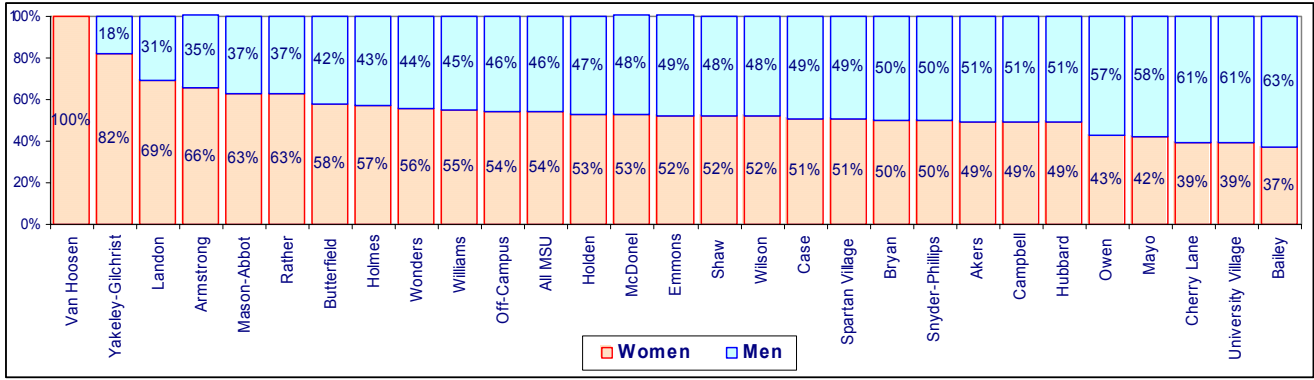
CLASS LEVEL



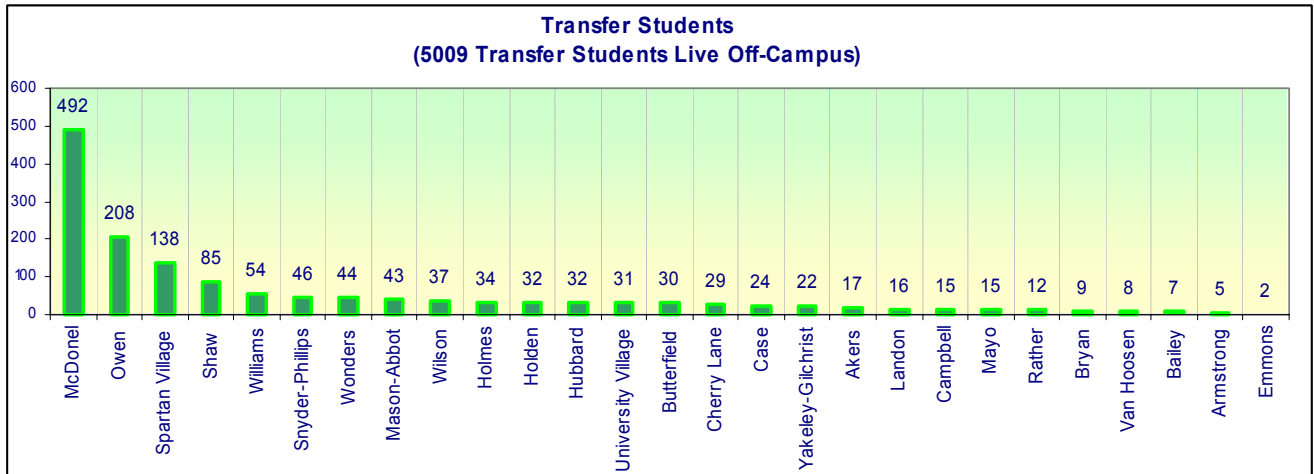


Class Level by Unit	Freshman	Sophomore	Junior	Senior	Masters	Doctoral	Other
Akers	75%	17%	6%	2%	0%	0%	0%
Armstrong	90%	7%	3%	1%	0%	0%	0%
Bailey	87%	9%	3%	1%	0%	0%	0%
Bryan	83%	10%	3%	4%	1%	0%	0%
Butterfield	54%	29%	14%	4%	0%	0%	0%
Campbell	28%	44%	17%	10%	0%	0%	0%
Case	58%	28%	8%	6%	1%	0%	0%
Cherry Lane	4%	13%	11%	10%	22%	22%	20%
Emmons	90%	6%	2%	2%	0%	0%	0%
Holden	68%	23%	6%	3%	0%	0%	0%
Holmes	53%	31%	11%	5%	0%	0%	0%
Hubbard	68%	21%	8%	4%	0%	0%	0%
Landon	30%	48%	16%	6%	0%	0%	0%
Mason-Abbot	38%	34%	18%	10%	1%	0%	0%
Mayo	55%	34%	8%	3%	0%	0%	0%
McDonel	14%	32%	28%	14%	0%	0%	12%
Off-Campus	4%	13%	25%	28%	11%	6%	15%
Ow en	7%	10%	13%	28%	13%	6%	24%
Rather	89%	7%	3%	1%	0%	0%	0%
Shaw	20%	54%	17%	9%	1%	0%	0%
Snyder-Phillips	54%	24%	12%	9%	0%	0%	0%
Spartan Village	4%	8%	14%	15%	16%	32%	12%
University Village	5%	7%	9%	11%	19%	24%	24%
Van Hoosen	1%	17%	32%	42%	3%	0%	4%
Williams	19%	25%	27%	27%	1%	1%	1%
Wilson	63%	29%	6%	2%	0%	0%	0%
Wonders	47%	42%	7%	3%	0%	0%	0%
Yakeley-Gilchrist	53%	29%	12%	6%	0%	0%	0%

GENDER



TRANSFER STUDENTS

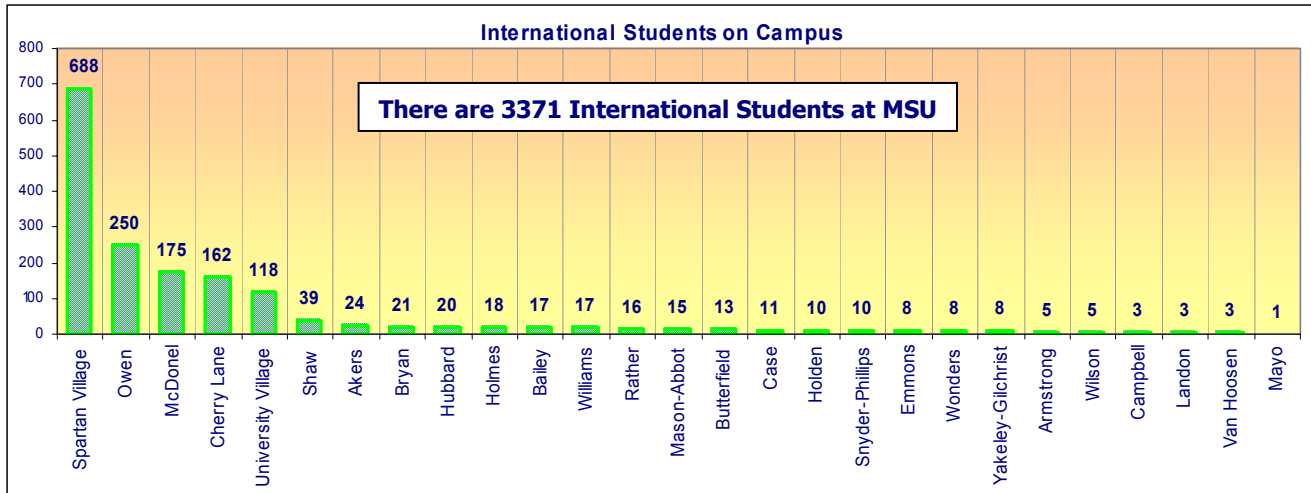


COLLEGE

	AG NAT RESOURCES	ARTS & LETTERS	BUSINESS	COMM ARTS	EDUCATION	ENGINEERING	HUMAN ECOLOGY	HUMAN MEDICINE	J MADISON	LIFELONG	MSU LAW	NATURAL SCIENCE	NURSING	OSTEO MEDICINE	SOCIAL SCIENCE	UNDERGR EDUCATION	VET MEDICINE
<i>The largest three(more if there are ties) colleges in each unit are shaded in yellow</i>																	
Akers	5%	4%	14%	6%	4%	10%	2%	0%	0%	0%	0%	15%	3%	0%	10%	23%	3%
Armstrong	2%	7%	20%	8%	7%	8%	2%	0%	0%	0%	0%	11%	2%	0%	9%	22%	2%
Bailey	4%	6%	11%	5%	3%	31%	2%	0%	0%	0%	0%	16%	3%	0%	7%	11%	2%
Bryan	3%	10%	13%	8%	6%	14%	2%	0%	0%	0%	0%	17%	0%	0%	11%	13%	5%
Butterfield	8%	6%	16%	7%	7%	7%	2%	0%	1%	0%	0%	14%	2%	0%	14%	14%	3%
Campbell	4%	21%	12%	9%	4%	10%	5%	0%	1%	0%	0%	10%	1%	0%	12%	10%	2%
Case	2%	3%	7%	5%	3%	4%	1%	0%	55%	0%	0%	6%	1%	0%	4%	8%	1%
Cherry Lane	10%	8%	10%	7%	9%	18%	5%	0%	1%	1%	3%	13%	0%	1%	9%	5%	0%
Emmons	2%	4%	23%	9%	6%	8%	4%	0%	1%	0%	0%	10%	2%	0%	12%	17%	2%
Holden	3%	4%	19%	7%	8%	11%	2%	0%	1%	0%	0%	13%	4%	0%	9%	16%	1%
Holmes	3%	2%	4%	2%	3%	5%	1%	0%	0%	0%	0%	72%	2%	0%	4%	3%	1%
Hubbard	8%	4%	17%	7%	4%	11%	3%	0%	1%	0%	0%	17%	2%	0%	14%	11%	2%
Landon	3%	23%	9%	9%	6%	7%	6%	0%	1%	0%	0%	11%	3%	0%	10%	11%	2%
Mason-Abbot	3%	25%	11%	8%	5%	6%	3%	0%	1%	0%	0%	13%	2%	0%	13%	9%	2%
Mayo	3%	13%	16%	6%	4%	9%	4%	0%	1%	0%	0%	11%	1%	0%	13%	17%	2%
McDonel	8%	11%	15%	7%	2%	8%	4%	0%	2%	8%	0%	15%	2%	0%	14%	4%	1%
Off-Campus	8%	7%	13%	8%	7%	6%	5%	2%	2%	5%	3%	11%	2%	2%	15%	2%	2%
Owen	7%	9%	16%	9%	3%	6%	2%	1%	1%	3%	15%	11%	0%	1%	13%	2%	1%
Rather	4%	7%	14%	9%	7%	9%	2%	0%	1%	0%	0%	13%	3%	0%	15%	14%	4%

<i>The largest three(more if there are ties) colleges in each unit are shaded in yellow</i>	AG NAT RESOURCES	ARTS & LETTERS	BUSINESS	COMM ARTS	EDUCATION	ENGINEERING	HUMAN ECOLOGY	HUMAN MEDICINE	J MADISON	LIFELONG	MSU LAW	NATURAL SCIENCE	NURSING	OSTEO MEDICINE	SOCIAL SCIENCE	UNDERGR EDUCATION	VET MEDICINE
Shaw	6%	4%	18%	7%	4%	18%	3%	0%	2%	0%	0%	17%	2%	0%	10%	8%	1%
Snyder-Phillips	5%	10%	13%	8%	5%	10%	4%	0%	1%	0%	0%	16%	2%	0%	14%	12%	1%
Spartan Village	9%	8%	11%	7%	7%	15%	4%	0%	1%	1%	2%	20%	1%	0%	12%	1%	2%
University Village	8%	10%	10%	4%	5%	12%	3%	2%	1%	5%	9%	14%	0%	1%	13%	1%	2%
Van Hoosen	3%	11%	9%	6%	16%	6%	6%	0%	1%	3%	1%	20%	3%	0%	16%	0%	1%
Williams	4%	20%	9%	7%	5%	12%	6%	0%	2%	1%	0%	16%	0%	0%	13%	5%	1%
Wilson	2%	4%	17%	8%	8%	11%	3%	0%	2%	0%	0%	11%	3%	0%	9%	21%	1%
Wonders	4%	5%	16%	9%	7%	12%	3%	0%	3%	0%	0%	11%	2%	0%	10%	18%	1%
Yakeley-Gilchrist	3%	18%	11%	8%	6%	6%	5%	0%	1%	0%	0%	14%	3%	0%	10%	14%	1%

INTERNATIONAL STUDENTS



WHITE AND NON-WHITE STUDENTS

